

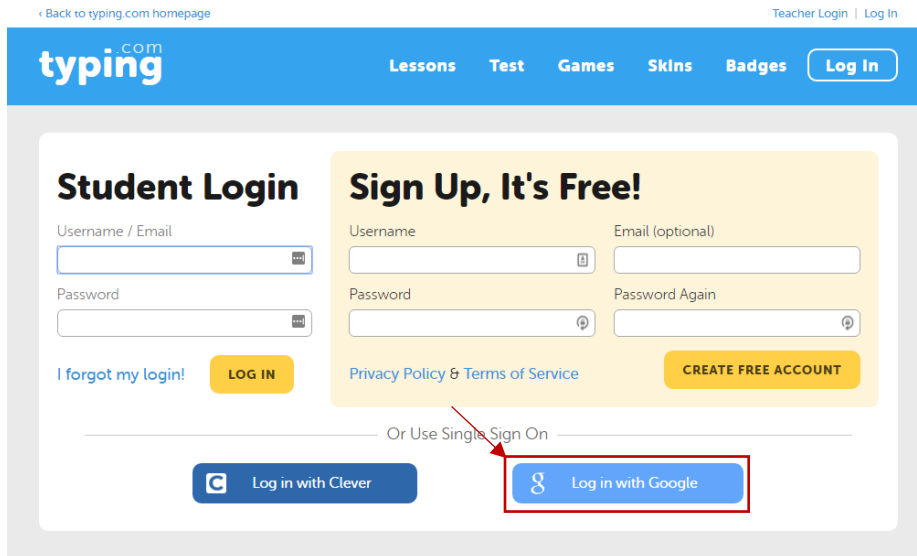
How to Register on Typing.com

You will be using Typing.com to learn keyboarding technique and skills throughout your time here. Additionally, you will be expected to take a typing test each Friday as a test grade. But, first, you need to register and begin your typing lessons. Follow the instructions below:


1. Go to www.typing.com
2. Click **Student Login**



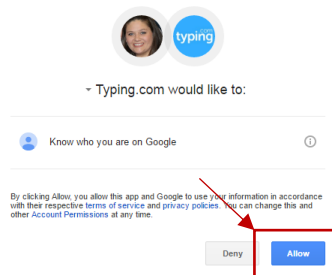
3. Click **Log in with Google**



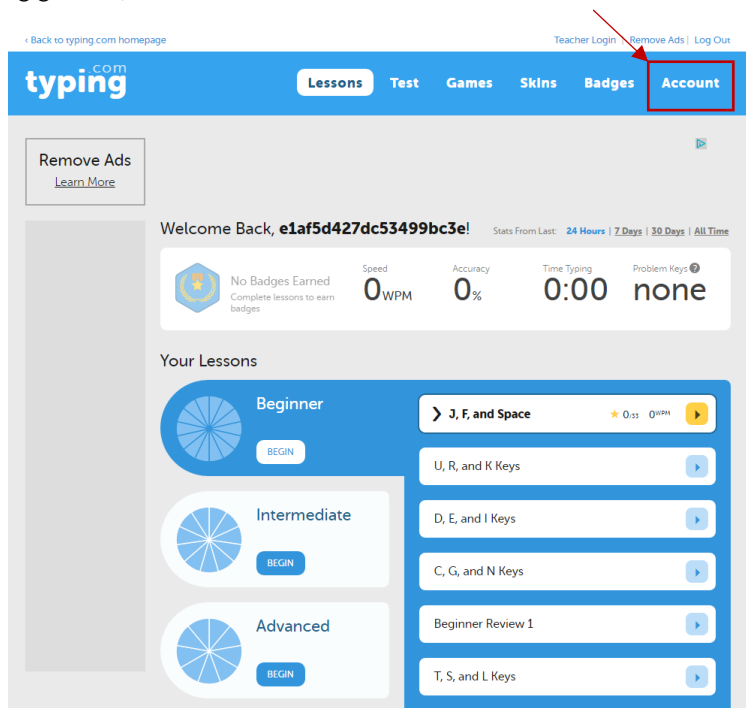
4. Use your *number* and *password* and click *Login*



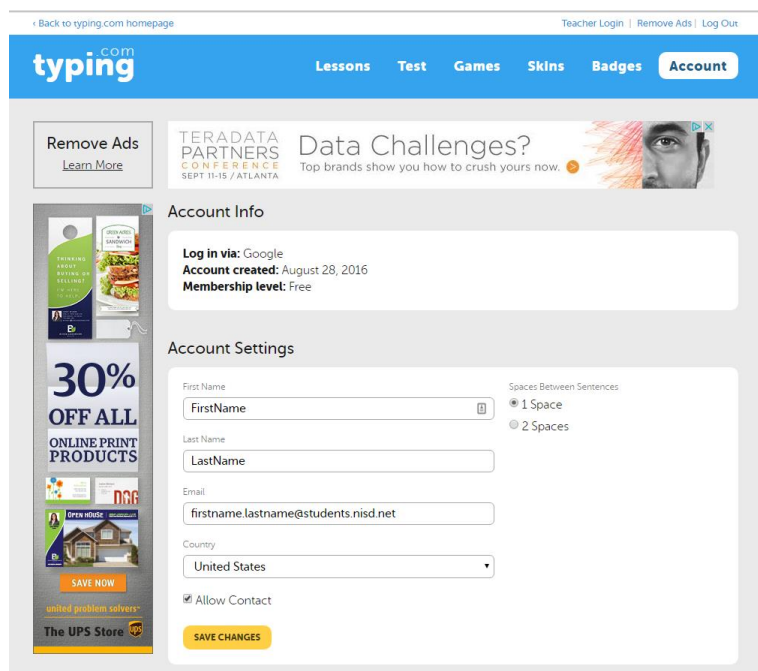
5. Click *Allow*



6. Once logged in, click on *Account*



7. Input your information on the Account page and click **Save Changes**
 - a. **First Name:** Your first name
 - b. **Last Name:** Your last name
 - c. **Email:** Your NISD email (firstname.lastname@students.nisd.net)
 - d. **Country:** United States



Back to typing.com homepage Teacher Login | Remove Ads | Log Out

typing.com Lessons Test Games Skins Badges Account

Remove Ads Learn More

TERADATA PARTNERS CONFERENCE SEPT 11-15 / ATLANTA Data Challenges? Top brands show you how to crush yours now.

Account Info

Log in via: Google
Account created: August 28, 2016
Membership level: Free

Account Settings

First Name: Spaces Between Sentences: 1 Space 2 Spaces

Last Name:

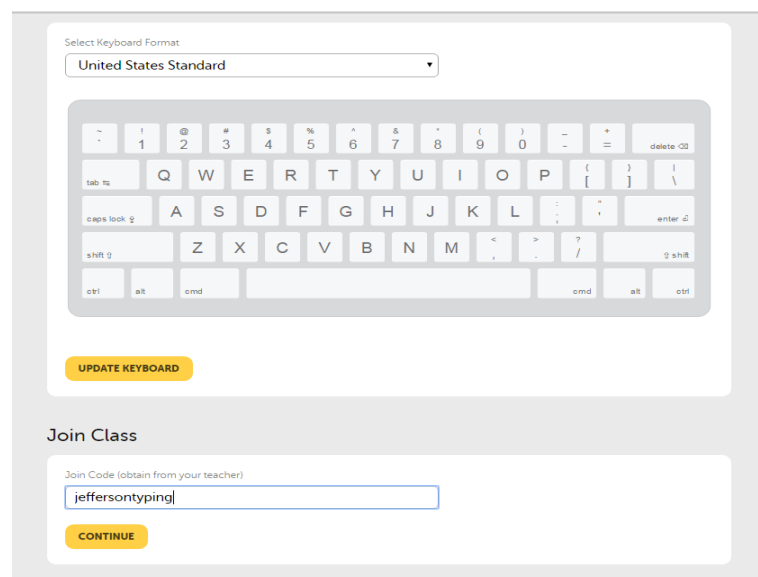
Email:

Country:

Allow Contact

SAVE CHANGES

8. Scroll down to **Join Class**, enter the code below and click **Continue**
 - a. **Enter the class code:** jeffersontyping



Select Keyboard Format

United States Standard

UPDATE KEYBOARD

Join Class

Join Code (obtain from your teacher)

CONTINUE